


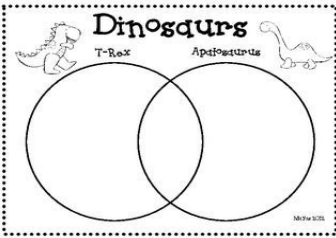


Reading Choice Board

May 11-15

Directions: Try to do at least 3 learning activities from the board below for the week. Please choose one activity from each row. You are welcome to post your responses on Seesaw.

<p>Read and answer questions about Dinosaurs.</p> <p>Extension: Would you want to live during the time dinosaurs were roaming the earth? Write 3-5 sentences explaining why or why not. Don't forget to use proper capitalization and punctuation.</p> 	<p>Click here and choose one ReadWorks article to read about animals that lived long, long ago.</p> <p>Using the article, write an informative paragraph about dinosaurs. Please include a topic statement, 3 facts/details, and a conclusion. Don't forget to check your paragraph for correct capitalization and punctuation.</p>	<p>Click here to read the passage "All About Dinosaurs" and complete the activity about the main topic and key details.</p> <p>What information did you learn from the text features? Circle three text features that you noticed in the passage and write what you learned from each.</p> <p>Text Feature: _____</p> <p>I learned _____.</p>
<p>You have been transported back in time. Write about life living with dinosaurs.</p> <p>Be creative! Don't forget to use capitalization and punctuation when needed.</p> <p>Use details and write at least 5 sentences telling about your adventure!</p> 	<p>Read about the T-Rex here.</p> <p>Complete the T-Rex Chit Chat assignment.</p> <p>Don't forget to use nonfiction text features and label the dinosaur. :)</p> <p>Extension: Complete the writing prompt at the bottom of the assignment.</p> 	<p>Write whether each sentence is a fact or opinion. Correct the punctuation and capitalization errors. Then circle the noun(s) in each sentence.</p> <ol style="list-style-type: none"> 1. the t-trex is the coolest dinosaur 2. dinosaurs are extinct 3. The t-trex was a carnivore 4. the allosaurus walked on two legs and used its long tail for balance. 5. Scientists who study fossils are called paleontologists 6. Hunting for fossils is fun 7. The pteranodon could fly 8. megalodons were giant sharks. 9. Everyone loves learning about dinosaurs. 10. the stegosaurus is my favorite dinosaur!
<p>Choose two dinosaurs to compare and contrast. How are they alike? How are they different? Create a Venn diagram.</p> 	<p>Read about paleontologists here.</p> <p>More: watch Dig in to Paleontology</p> <p>Would you want to be a paleontologist and dig for dinosaurs? If you do, where would you go and what exactly would you do? If not, why not? Write 3-5 sentences. Use proper punctuation and capitalization.</p>	<p>Click here and choose a book to read on myON about dinosaurs.</p> <p>Username: FES Password: FES</p> <p>Extension: Go on a long vowel scavenger hunt and write down words from your book that have long vowels (a-e, e-e, i-e, o-e, u-e). Then, sort your words.</p>

Student Checklist:

Directions: Please complete the checklist after completing the reading activities.

___ I completed three different reading activities.

___ I answered the entire question that I chose.

___ I wrote in complete sentences.

___ I used my best spelling.

___ I completed the activities with my best effort, and my work is neat and organized.

___ I am very proud of my work.

At Home Reading Challenge

Directions: Choose one box to do each day and color it in. 5 in a row is a BINGO! Can you fill the whole board up for a mega BINGO?

Try to read each day for at least 20 minutes.

Read a book in your pajamas	Build a fort with blankets and then read inside it	Read a book outside	Read with a flashlight	Read a fictional book on Epic
Read to a family member	Read to a pet	Read to your favorite stuffed animal or toy	Read a nonfiction book	Turn on your favorite T.V. show. Mute it and turn on the captions. Read the captions.
Read a book in a whisper voice	Find a recipe. Read it to your family. Try to make the recipe with your family.	Eat breakfast in bed and read a book	Dress up like one of the characters in your book, and read the book	Let someone else in your family pick a book for you to read
Read a book pretending you are a teacher reading aloud to your class	Call a friend or family member and read a book to them on the phone	Record yourself reading your favorite story Share with your family why it is your favorite	Start a chapter book Think about what you have read so far and make a prediction. What do you think will happen next?	Read three picture books

Read a book in the morning and a book in the afternoon	Read a magazine or comic book	Read a funny book and read in a funny voice	Read a nonfiction book about animals on Epic Share two facts that you learned	Have someone read a book to you
--	-------------------------------	---	--	---------------------------------

Writing Extension: Keep a journal about each activity that you complete. Include the book title and details about your experience.