
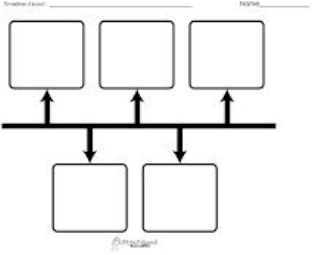



Reading Choice Board

April 27th- May 1st

Directions: Try to do at least 3 learning activities from the board below for the week. Please choose one activity from each row. You are welcome to post your responses on Seesaw.

<p>Listen to the story <u>Dear Mr. Blueberry</u> by: Simon James https://www.youtube.com/watch?v=pla2fJSBCPU</p> <p>Write a letter to your teacher telling her about an imaginary pet. Be sure to sequence how you would care for your pet throughout the day, using first, next, then, finally.</p>	<p>Listen to both stories. PBS Learning Media: The Three Little Pigs Read Out Loud: The True Story of the Three Little Pigs</p> <p>Use the venn diagram to compare the two stories. 3 Little Pigs Venn Diagram</p> <p>Extension: Whose story do you believe? Write a paragraph with a topic statement, 3 details or reasons why, and a conclusion.</p>	<p>Click here to read <i>TIME for Kids A Bug's World</i> to learn about beetles.</p> <p>After reading, write 5 facts you have learned about beetles.</p> <p>Extension: Using your facts, write an informative paragraph about beetles. Don't forget to include a topic statement, 3 facts/details, and a conclusion. Be sure to check your paragraph for correct capitalization and punctuation.</p>
<p>Highlight or color the fry words in each passage. Read each passage 3 times. Color a happy face after each time you read. Write a sentence using each fry word. Fry Word Practice 26-27</p> <p>Extension: Type your sentences on Seesaw and record yourself reading them.</p>	<p>Finish the sentence "I am..." in at least ten different ways. Make sure each sentence has adjectives describing yourself.</p> <p>Be sure to use correct capitalization and punctuation. Be creative!</p> <p>Example: "I am an outstanding first grade student!"</p>	<p>Divide a paper into two sections by folding it in half. Title one section "Common Nouns", and the other "Proper Nouns". Go on a scavenger hunt around your house and list as many of each as you can find.</p> <p>Extension: Add an adjective in front of each noun to describe it. Try using them in a sentence.</p>
<p>Look closely at the front cover of <i>TIME for Kids A Bug's World</i>. What do you notice and wonder? Write three things you notice and wonder about the photograph.</p> <p>Then, write 5 adjectives to describe the physical attributes of a beetle.</p> 	<p>Read a book of your choice. Make a timeline of the story using the important events. Be sure to include the characters, problem and solution! Use sequencing words. You can also draw a picture to go along with each event!</p> 	<p>Choose any book and look for compound words. Make a list of the words that you found or create your own list of compound words.</p>  <p>Extension: Write and illustrate the two words that make up each compound word:</p> <ol style="list-style-type: none"> 1. bedtime 2. cupcake 3. football 4. rainbow 5. popcorn

Student Checklist:

Directions: Please complete the checklist after completing the reading activities.

- ___ I completed three different reading activities.
- ___ I answered the entire question that I chose.
- ___ I wrote in complete sentences.
- ___ I used my best spelling.
- ___ I completed the activities with my best effort, and my work is neat and organized.
- ___ I am very proud of my work.

At Home Reading Challenge

Directions: Choose one box to do each day and color it in. 5 in a row is a BINGO! Can you fill the whole board up for a mega BINGO?

Try to read each day for at least 20 minutes.

Read a book in your pajamas	Build a fort with blankets and then read inside it	Read a book outside	Read with a flashlight	Read a fictional book on Epic
Read to a family member	Read to a pet	Read to your favorite stuffed animal or toy	Read a nonfiction book	Turn on your favorite T.V. show. Mute it and turn on the captions. Read the captions.
Read a book in a whisper voice	Find a recipe. Read it to your family. Try to make the recipe with your family.	Eat breakfast in bed and read a book	Dress up like one of the characters in your book, and read the book	Let someone else in your family pick a book for you to read
Read a book pretending you are a teacher reading aloud to your class	Call a friend or family member and read a book to them on the phone	Record yourself reading your favorite story Share with your family why it is your favorite	Start a chapter book Think about what you have read so far and make a prediction. What do you think will happen next?	Read three picture books
Read a book in the morning and a book in the afternoon	Read a magazine or comic book	Read a funny book and read in a funny voice	Read a nonfiction book about animals on Epic Share two facts that you learned	Have someone read a book to you

Writing Extension: Keep a journal about each activity that you complete. Include the book title and details about your experience.